


VoQual Participant Access Information

Step 1:

Look up VoQual in Google Play or App Store and download app.

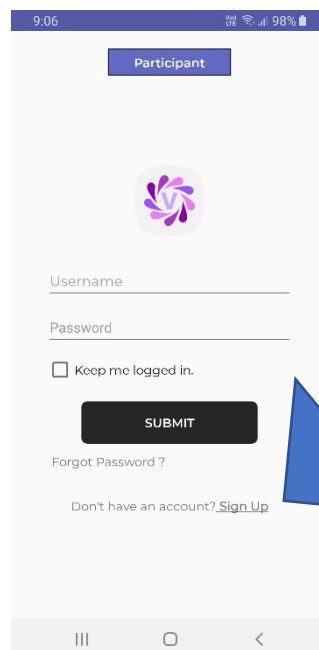
Step 2:


Open App on phone



Step 3:

Sign up for app






Sign up screen

9:06 98%

← VoQual-Android



Username

Password

Email Address

My recording will be added to a research database, to help identify common themes across people's stories.

SUBMIT

Tick the consents options

9:06 98%

← VoQual-Android

testuser

My recording will be added to a research database, to help identify common themes across people's stories.

A written version of my recording, or parts of my recording, may be used in reports, or public discussions of the research (e.g. the transcript might be used or adapted to create a script performed by actors, or may be quoted in presentations)

My voice, or parts of my voice recording, may be included in presentations or other public discussions of the research (e.g. the voice recording might be played, in whole or in part, during a presentation)

My video recording, or parts of my video recording, may be used in presentations or other public discussions of the research (e.g. the video might be played, in whole or in part, during a presentation)


SUBMIT

Step 4:

Log on to app with username and password

9:06 98%

Participant



Username


Password

Keep me logged in.

SUBMIT

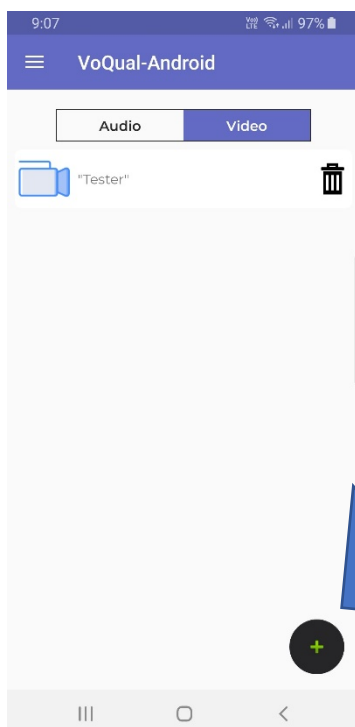
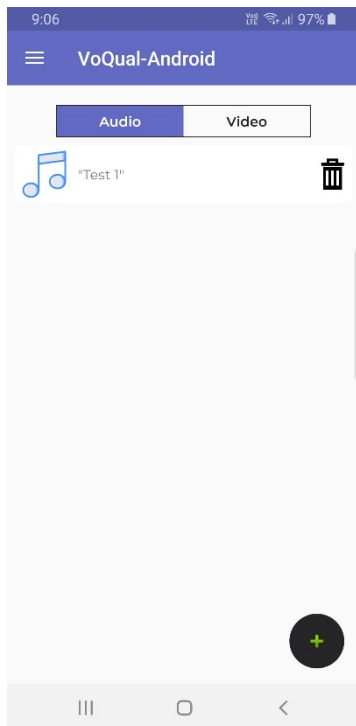
Forgot Password ?

Don't have an account? [Sign Up](#)




Step 5:

You will now see the audio recording screen and you can choose to see the video recording screen with any previous recording visible (none will be there the first time you log on until you make recordings)

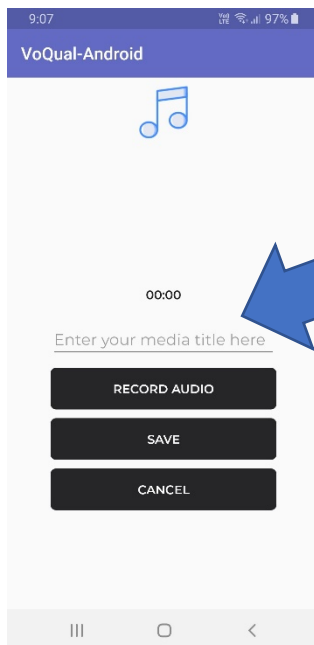


Tap the + button to make a new recording

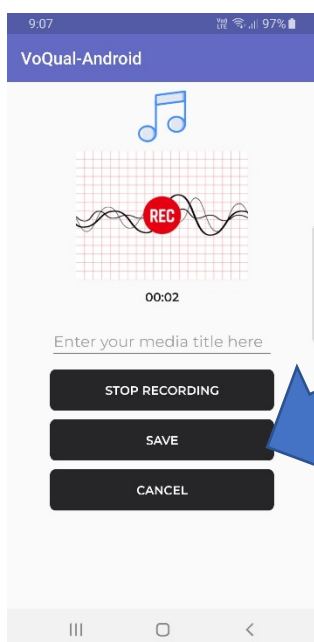


Step 6:

Make an audio or video recording, you will be prompted to choose audio or video



Put in a title for your recording



After recording video or audio press save. Audio recordings save quickly but video recordings can take a little longer due to being a larger file.

Once successfully uploaded the recording will be on the audio or video recording screen where you can watch it or listen to it. The research team can now access the recording on their researcher database.